

# NEIL MARINE

## NM-35 MK 2 SUPER FINE MULTI DAY FISHING BOAT DESIGNED FOR LONG RANGE LONG LINE, BOTTOM & DROP LINE, GILL NETT FISHING

### STANDARD BOAT SPECIFICATION

**HULL**-FIBRE GLASS HULL REINFORCED WITH POLY URETHANE FOAM TRANSVERSE FRAMES AND LONGITUDINALS GLASSED

**DECK** -FIBRE GLAS DECK WITH MOULDED NON SKID SURFACE REINFOCED WITH HARD WOOD DECK BEAMS AND POLYURETHANE LONGITIDINALS GLASSED OVER

Length Overall	35 ft 00 inch ( 10.67 Mtrs.)
Beam	11 ft 11 inch ( 03.63 Mtrs.)
Draft(Unladen)	3 ft 02 inch (00.96 Mtrs,)
Displacement (Light)	06.0 Tons. Approx...
(Loaded)	10.0 Tons. Approx.
Recommended Engine	68-120 HP
Polyurethane foam Insulated Fish/Hold Capacity	08.5 M3
Polyurethane foam Insulated Net Hold Capacity	02 M3
Fuel Tanks Capacity(GRP hull wing tanks)	2000 Ltrs.
Fresh Water Tanks Capacity(GRP hull wing tanks)	300 Ltrs.
Number of Crew	03 Crew.



**Vessels Lay out as per General Arrangement Drawing No 35NM/FV/GA/15/304 Consist of**

Fore peak, Fish Hold, Nett Hold ,Engine Room & Rudder hull compartments

Wheel House is fitted with Helm console with wheel,2 crew bunks, Galley with cooker and sink,

Internal rudder fitted with hydraulic steering and wheel

12/24 Volts DC main electrical system with 2 x120 amp Battery Bank for engine start and lighting & equipment

Vessels lighting consist standard vessel lights, navigation and fishing lights fitted on light mast..

Fresh water system with tap out let in galley fitted with manual foot pump.

**OPTION**

Mast and Derrick

Fwd. Deck Canvas Canopy on stainless steel tubular frame work


Wheel house Hood Railing

Fishing Equipment & Fishing Gear

Navigation and Communication Equipment/

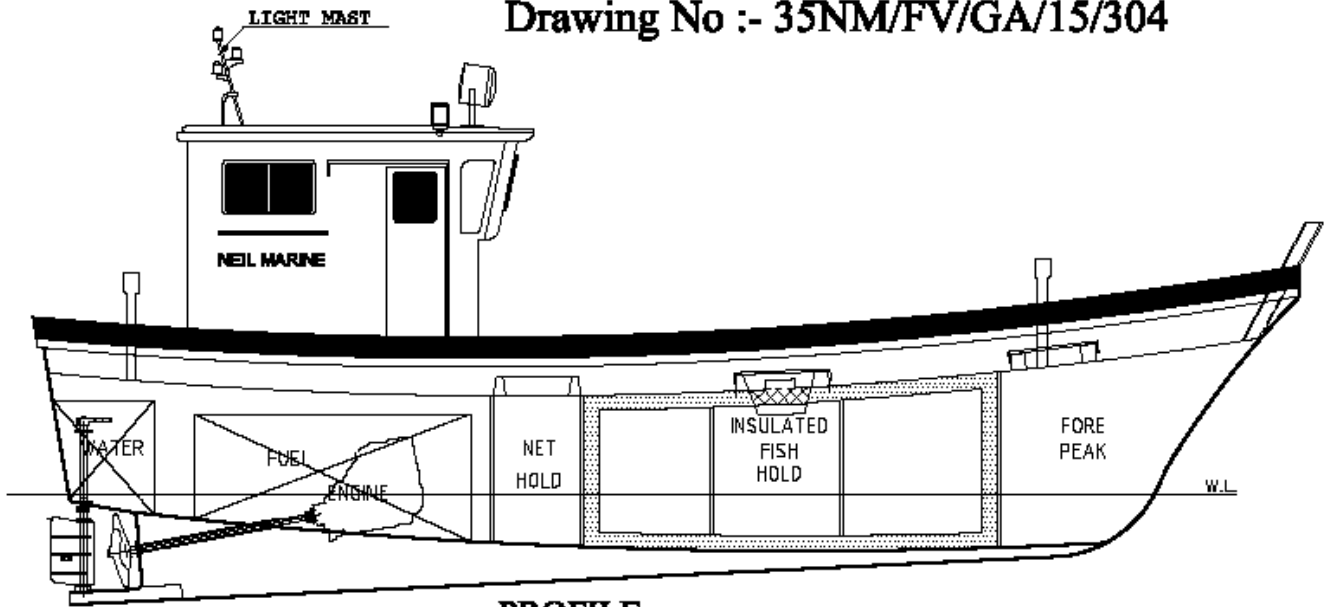
**APPLICABLE FISHING**

**LONG LINE, BOTTOM & DROP LINE GILL NETT FISHING**

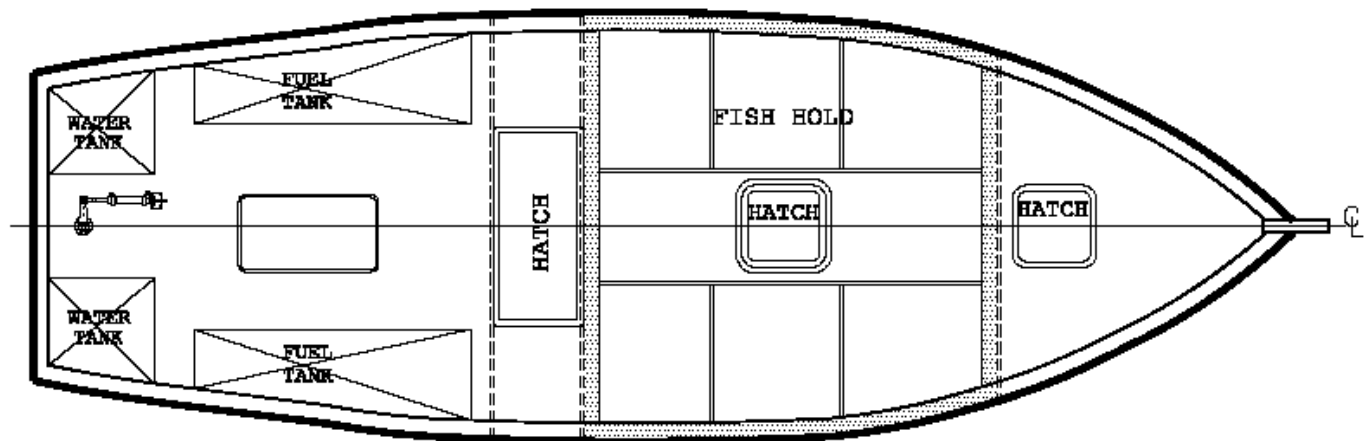


# NM - 35 MK2 SUPER FINE MULTI DAY FISHING BOAT

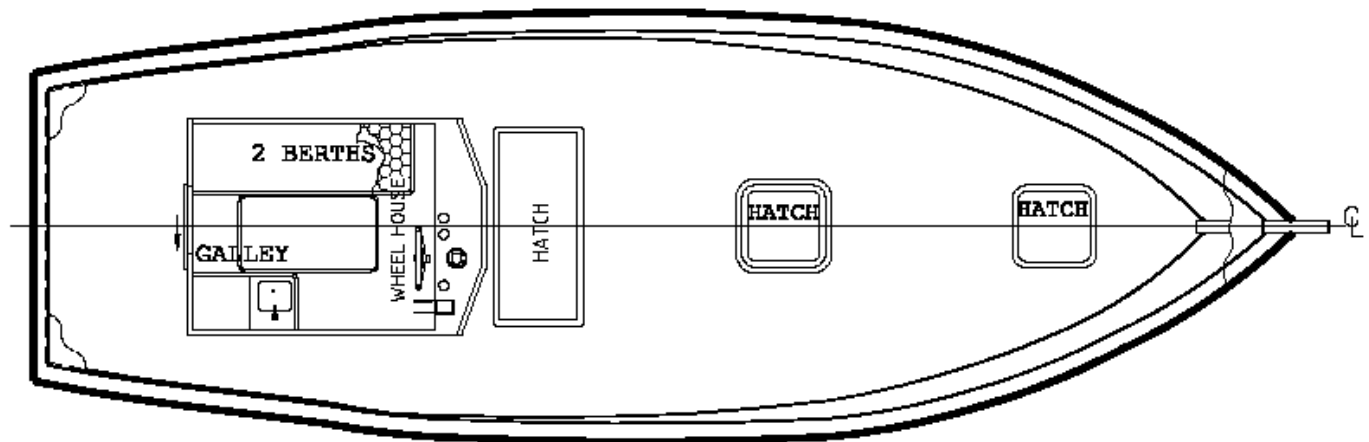
Drawing No :- 35NM/FV/GA/15/304



PROFILE



BELOW DECK PLAN



DECK PLAN

